



# 2021

# ANNUAL REPORT



# Table of Contents



FJDC  
2021

Annual Report

---

Chairman Message	01
------------------	----

---

CEO Message	02
-------------	----

---

Principal Report	03
------------------	----

---

Events & Activities	04
---------------------	----

---

Financial Highlights	05
----------------------	----

# CHAIRMAN MESSAGE

**DR. SYED BAQAR ASKARY**  
CHAIRMAN

To reach the stage of admitting the entering batch of students, the College and those at the helm of its affairs, went through an unprecedented era of turbulence, sailed over rough and stormy seas and troubled waters before coming through to be established as, undoubtedly, a dental college of high standards in Pakistan to which the new entrants are welcome.



**FATIMA JINNAH DENTAL COLLEGE (FJDC)**

# CEO MESSAGE

## **DR. SYED HUSSAIN ASKARY**

CEO & HEAD, DEPARTMENT OF COMMUNITY DENTISTRY

FJDC offers more than a degree, it builds a promising career.

At Fatima Jinnah Dental College, we focus on nurturing the whole individual in a progressive learning environment. Our dedicated faculty delivers a rigorous curriculum designed to inspire growth, confidence, & lifelong learning.

As CEO, & a proud graduate of FJDC, I can assure every student that joining this institution means becoming part of a family that shapes leaders, professionals, and success stories.



**FATIMA JINNAH DENTAL COLLEGE (FJDC)**




# PRINCIPAL REPORT

Fatima Jinnah Dental College continued its mission to deliver excellence in dental education, research, clinical training, and community service. The 24th batch graduated, adding 67 new alumni and bringing the total to 1,621 graduates. Despite challenges, the year saw rigorous clinical training for house officers, structured workshops, and strong emphasis on research, resulting in a record number of publications across multiple departments. Faculty actively contributed to curriculum development and Q-Bank enhancement at JSMU. Infrastructure progressed with an upcoming 80-station computer lab. Community engagement included oral health awareness drives, Pink Ribbon initiatives, and campus-based free dental services. Faculty and trainees achieved notable professional milestones, while sports and student activities contributed to a vibrant campus environment. The College's accomplishments were made possible through the dedication of faculty, administration, and supportive families, reinforcing FJDC's commitment to producing competent and compassionate dental professionals.




# EVENT & ACTIVITIES

**FJDC celebrated its 24th Convocation 2021**, honoring the perseverance and achievements of our graduates as they embarked on their professional journeys."



# EVENT & ACTIVITIES

**FJDC celebrated its 2021 White Coat Ceremony**, welcoming a new batch of students into the FJDC family and the journey of professional excellence.





# EVENT & ACTIVITIES

**FJDC celebrated Pakistan's 74TH Independence Day,**  
honoring the spirit of freedom and inspiring patriotism  
among students and staff.





# EVENT & ACTIVITIES

**FJDC Breast Cancer Awareness Month in October 2021**, raising awareness about breast cancer and promoting early detection and preventive care.





# EVENT & ACTIVITIES

**FJDC celebrated Earth Day 2021**, promoting environmental responsibility and encouraging students and staff to contribute to a greener future.





# EVENT & ACTIVITIES

FJDC organized a free dental screening camp on **World Oral Health Day 2021**, promoting oral hygiene awareness and preventive care in the community.




# FINANCIAL HIGHLIGHTS

**FATIMA JINNAH DENTAL COLLEGE AND HOSPITAL TRUST**  
**STATEMENT OF FINANCIAL POSITION**  
**AS AT JUNE 30, 2021**

	Note	2021 ----- Rupees -----	2020
<b><u>ASSETS</u></b>			
<b>NON-CURRENT ASSETS</b>			
Property and equipment	3	271,806,581	204,391,998
Long term deposits	4	577,699	357,699
		272,384,280	204,749,697
<b>CURRENT ASSETS</b>			
Fee receivable	5	14,477,990	17,027,681
Inventories	6	4,648,497	5,120,144
Short term investments	7	17,318,635	16,469,321
Loan, advances and prepayments	8	5,243,293	4,353,633
Cash and bank balances	9	59,702,046	51,914,807
		101,390,461	94,885,586
<b>TOTAL ASSETS</b>		<b>373,774,741</b>	<b>299,635,283</b>
<b><u>FUND BALANCE AND LIABILITIES</u></b>			
<b>FUND BALANCE</b>			
Accumulated surplus		139,701,523	127,325,409
Surplus on revaluation of property and equipment		122,307,348	59,423,186
		262,008,871	186,748,595
<b>CURRENT LIABILITIES</b>			
Trade and other payables	10	19,933,620	22,715,983
Unearned fee income		91,832,250	90,170,705
		111,765,870	112,886,688
<b>CONTINGENCIES AND COMMITMENTS</b>	11		
<b>TOTAL FUND BALANCE AND LIABILITIES</b>		<b>373,774,741</b>	<b>299,635,283</b>

The annexed notes from 1 to 17 form an integral part of these financial statements.

  
Trustee

  
Chief Executive Officer



**FATIMA JINNAH DENTAL COLLEGE AND HOSPITAL TRUST**  
**INCOME AND EXPENDITURE ACCOUNT**  
**FOR THE YEAR ENDED JUNE 30, 2021**

		2021	2020
	Note	----- Rupees -----	
<b>INCOME</b>			
Revenue	12	260,653,868	260,047,163
Unrealised (Loss) / gain on investment classified as "at fair value through income and expenditure account"	7.2	3,181	(52,639)
Other income	13	4,332,763	7,409,364
		<u>264,989,812</u>	<u>267,403,888</u>
<b>EXPENSES</b>			
Salaries, allowances and other benefits	14 & 15	156,541,547	153,432,421
Depreciation	3.1	14,066,462	11,402,852
Legal and professional		5,515,567	3,245,269
Repairs and maintenance		8,165,503	6,844,820
Travelling and conveyance		1,737,085	833,082
Entertainment		1,321,657	1,948,740
Utilities		6,141,876	5,170,759
Telephone expenses		449,175	610,358
Printing, stationary and postage		2,419,882	2,986,539
Rent		9,070,080	8,935,458
Janitorial expenses		6,071,031	5,674,946
Dental material and laboratory expenses	6	23,773,998	23,537,027
Advertising		599,116	1,232,293
Insurance		613,631	230,658
Security expenses		3,501,327	3,560,000
Convocation expenses and student activities		328,269	2,297,707
Examination expenses		72,670	104,000
Bank charges		281,744	406,523
IT and computer expenses		1,027,105	516,044
Diesel, oil and generator expenses		3,744,092	2,375,724
Auditor's remuneration		564,300	400,000
Provision for doubtful receivables	5	1,717,500	-
Donation		364,161	319,980
Impairment loss on fixed asset		4,300,819	-
Miscellaneous expenses		3,224,095	923,749
		<u>255,602,692</u>	<u>236,988,929</u>
<b>SURPLUS FOR THE YEAR</b>		<u>9,387,120</u>	<u>30,414,959</u>
<b>TAXATION</b>	2.10	-	-
<b>NET SURPLUS FOR THE YEAR</b>		<u><u>9,387,120</u></u>	<u><u>30,414,959</u></u>

The annexed notes from 1 to 17 form an integral part of these financial statements.

*Nabeed Askary*  
Trustee

*[Signature]*  
Chief Executive Officer