



FATIMA JINNAH DENTAL COLLEGE

ANNUAL REPORT 2022

TABLE OF CONTENTS

- 1 CHAIRMAN MESSAGE**
- 2 CEO MESSAGE**
- 3 PRINCIPAL REPORT**
- 4 EVENTS & ACTIVITIES**
- 5 FINANCIAL HIGHLIGHTS**

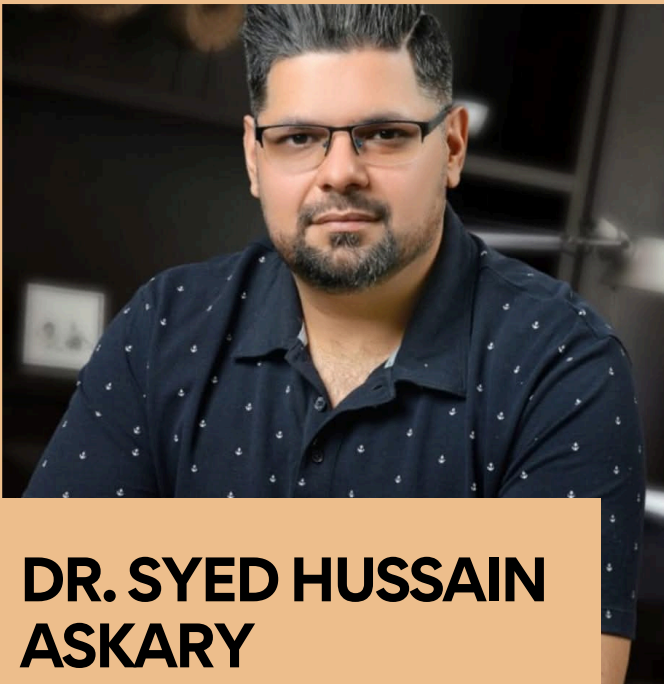
CHAIRMAN MESSAGE



**DR. SYED BAQAR
ASKARY**
CHAIRMAN

To reach the stage of admitting the entering batch of students, the College and those at the helm of its affairs, went through an unprecedented era of turbulence, sailed over rough and stormy seas and troubled waters before coming through to be established as, undoubtedly, a dental college of high standards in Pakistan to which the new entrants are welcome.

CEO MESSAGE



DR. SYED HUSSAIN ASKARY

CEO & Head, Department
of Community Dentistry

FJDC offers more than a degree; it offers a promising career. We are committed to educating the whole individual in a positive and progressive learning environment. Our highly qualified faculty uses a rigorous program, believing in every student's potential. Thank you and all the best!

PRINCIPAL REPORT

The 25th Convocation celebrated 80 graduates of Fatima Jinnah Dental College, bringing total alumni to over 1,700. Despite COVID-19 disruptions, students completed their house jobs, benefiting from structured clinical training, workshops, and research methodology sessions. Faculty contributed actively to curriculum development, Q-Bank enrichment, and postgraduate mentorship, while research output included multiple departmental publications. New faculty strengthened academic and clinical capacity, supported by faculty development workshops. The College hosted events like sports, talent shows, and awareness campaigns, including World Oral Health Day and Breast Cancer initiatives. FJDC continues its commitment to excellence, producing competent dental professionals ready for lifelong learning and service.

EVENT & ACTIVITIES



FJDC celebrated its 25th Convocation 2022, HONORING THE DEDICATION AND ACHIEVEMENTS OF OUR GRADUATES AS THEY EMBARKED ON THEIR PROFESSIONAL JOURNEYS.

EVENT & ACTIVITIES



FJDC celebrated its 2022 White Coat Ceremony, WELCOMING A NEW BATCH OF STUDENTS INTO THE LEGACY OF FJDC WITH PRIDE AND ENTHUSIASM.

EVENT & ACTIVITIES



**FJDC celebrated World Oral Health Day 2022,
PROMOTING ORAL HYGIENE AWARENESS
AND ENCOURAGING HEALTHY HABITS FOR A
LIFETIME OF SMILES.**

EVENT & ACTIVITIES



FJDC celebrated Earth Day 2022, RAISING AWARENESS ABOUT ENVIRONMENTAL PROTECTION AND INSPIRING SUSTAINABLE PRACTICES AMONG STUDENTS AND STAFF.

EVENT & ACTIVITIES



**FJDC celebrated World Blood Donor Day 2022,
HONORING THE LIFE-SAVING
CONTRIBUTIONS OF DONORS AND INSPIRING
OUR COMMUNITY TO GIVE BLOOD
VOLUNTARILY.**

EVENT & ACTIVITIES



FJDC CELEBRATED BREAST CANCER AWARENESS MONTH WITH A PINK CAFÉ BREAKFAST ON 28TH OCTOBER, ENGAGING STUDENTS AND STAFF IN SUPPORT OF THE CAUSE.

EVENT & ACTIVITIES



TO SUPPORT INDIVIDUALS WITH IMPAIRED HEARING AND IMPROVE THEIR ACCESS TO HEALTHCARE, PARTICULARLY DENTAL CARE, FATIMA JINNAH DENTAL COLLEGE (FJDC), IN COLLABORATION WITH THE PAKISTAN ASSOCIATION OF THE DEAF (PAD), INTRODUCED A DEDICATED DENTAL SIGN LANGUAGE BOOK.

EVENT & ACTIVITIES



FJDC JOINED HANDS WITH A NATIONAL NGO FOR MISSION ESSAR, A DONATION DRIVE TO COLLECT FUNDS FOR FLOOD-AFFECTED COMMUNITIES.

FINANCIAL HIGHLIGHTS

FATIMA JINNAH DENTAL COLLEGE AND HOSPITAL TRUST
STATEMENT OF FINANCIAL POSITION
AS AT JUNE 30, 2022

	Note	2022 ----- Rupees -----	2021
ASSETS			
NON-CURRENT ASSETS			
Property and equipment	3	260,816,455	271,806,581
Long term deposits	4	577,699	577,699
		261,394,154	272,384,280
CURRENT ASSETS			
Fee receivable	5	28,239,347	14,477,990
Inventories - Dental and laboratory material	6	5,594,355	4,648,497
Short term investments	7	110,296,718	17,318,635
Loan, advances and prepayments	8	6,634,851	5,243,293
Cash and bank balances	9	25,182,475	59,702,046
		175,947,746	101,390,461
TOTAL ASSETS		437,341,900	373,774,741
FUND BALANCE AND LIABILITIES			
FUND BALANCE			
Accumulated surplus		168,511,693	139,701,523
Surplus on revaluation of property and equipment		119,318,354	122,307,348
		287,830,047	262,008,871
CURRENT LIABILITIES			
Trade and other payables	10	31,438,895	19,933,620
Unearned fee income		111,025,616	91,832,250
Short term borrowing	11	7,047,342	-
		149,511,853	111,765,870
CONTINGENCIES AND COMMITMENTS	12		
TOTAL FUND BALANCE AND LIABILITIES		437,341,900	373,774,741

The annexed notes from 1 to 19 form an integral part of these financial statements.

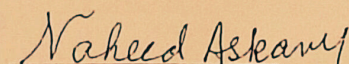
Nabeed Askary
Trustee


[Signature]
Chief Executive Officer

FATIMA JINNAH DENTAL COLLEGE AND HOSPITAL TRUST
INCOME AND EXPENDITURE ACCOUNT
FOR THE YEAR ENDED JUNE 30, 2022

	Note	2022 Rupees	2021 Rupees
INCOME			
Revenue	13	284,059,324	260,653,868
Unrealised gain on investment classified as "at fair value through income and expenditure account"	7.2	12,547	3,181
Other income	14	7,667,231	4,332,763
		<u>291,739,102</u>	<u>264,989,812</u>
EXPENSES			
Salaries, allowances and other benefits	15 & 17	159,846,900	156,541,547
Depreciation	3.1	14,292,167	14,056,462
Legal and professional		7,791,251	5,515,567
Repairs and maintenance		8,177,342	8,165,503
Travelling and conveyance		1,107,213	1,737,085
Entertainment		1,265,411	1,321,657
Utilities		9,490,059	6,141,876
Telephone expenses		468,715	449,175
Printing, stationery and postage		2,809,038	2,419,882
Rent		10,277,512	9,070,080
Janitorial expenses		6,207,804	6,071,031
Dental material and laboratory expenses	6	26,389,808	23,773,998
Advertising		449,958	599,116
Insurance		577,477	613,631
Security expenses		3,699,917	3,501,327
Convocation expenses and student activities		2,574,553	328,269
Examination expenses		138,000	72,670
Bank charges		223,771	281,744
IT and computer expenses		1,097,357	1,027,105
Diesel, oil and generator expenses		6,539,376	3,744,092
Auditor's remuneration	16	1,425,600	564,300
Provision for doubtful receivables	5	625,000	1,717,500
Donation		371,275	364,161
Impairment loss on fixed asset		-	4,300,819
Finance cost		47,342	-
Miscellaneous expenses		25,000	3,224,095
		<u>265,917,926</u>	<u>255,602,692</u>
SURPLUS FOR THE YEAR		<u>25,821,176</u>	<u>9,387,120</u>
TAXATION	2.10	-	-
NET SURPLUS FOR THE YEAR		<u>25,821,176</u>	<u>9,387,120</u>

The annexed notes from 1 to 19 form an integral part of these financial statements.


Trustee


Chief Executive Officer