



2023

ANNUAL REPORT

FATIMA JINNAH DENTAL COLLEGE (FJDC)

TABLE OF CONTENTS

01. CHAIRMAN MESSAGE

02. CEO MESSAGE

03. PRINCIPAL REPORT

04. EVENTS & ACTIVITIES

05. FINANCIAL HIGHLIGHTS



2023

ANNUAL REPORT

FATIMA JINNAH DENTAL COLLEGE (FJDC)

CHAIRMAN MESSAGE

DR. SYED BAQAR ASKARY

CHAIRMAN

To reach the stage of admitting the entering batch of students, the College and those at the helm of its affairs, went through an unprecedented era of turbulence, sailed over rough and stormy seas and troubled waters before coming through to be established as, undoubtedly, a dental college of high standards in Pakistan to which the new entrants are welcome.



2023

ANNUAL REPORT

FATIMA JINNAH DENTAL COLLEGE (FJDC)



CEO MESSAGE

DR. SYED HUSSAIN ASKARY

CEO & HEAD, DEPARTMENT OF COMMUNITY DENTISTRY

FJDC offers more than a degree, it builds a promising career.

At Fatima Jinnah Dental College, we focus on nurturing the whole individual in a progressive learning environment. Our dedicated faculty delivers a rigorous curriculum designed to inspire growth, confidence, and lifelong learning.

As CEO—and a proud graduate of FJDC, I can assure every student that joining this institution means becoming part of a family that shapes leaders, professionals, and success stories.



2023

ANNUAL REPORT

FATIMA JINNAH DENTAL COLLEGE (FJDC)

PRINCIPAL REPORT

The year under review reflected significant progress and institutional achievement at Fatima Jinnah Dental College. Strong academic outcomes, effective community outreach initiatives, and strategic environmental and organizational developments underscored the college's commitment to excellence. Student engagement in extracurricular activities highlighted teamwork, skill, and sportsmanship, while workshops, conferences, and research contributions further elevated academic quality. Faculty and student accomplishments enhanced the institution's reputation, reinforcing FJDC's dedication to quality dental education and societal responsibility.



2023

ANNUAL REPORT

FATIMA JINNAH DENTAL COLLEGE (FJDC)

EVENT & ACTIVITIES



**FJDC celebrated its 26th
Convocation 2023,
HONORING THE
ACHIEVEMENTS OF OUR
GRADUATES AS THEY
STEPPED INTO THEIR
PROFESSIONAL
CAREERS.**



2023

ANNUAL REPORT

FATIMA JINNAH DENTAL COLLEGE (FJDC)

EVENT & ACTIVITIES



FJDC HELD ITS 17TH White Coat Ceremony FOR THE 31ST BATCH OF THE BDS PROGRAM. STUDENTS WERE FORMALLY WELCOMED TO THE INSTITUTION IN PRESENCE OF THEIR FAMILIES AND ALL FACULTY MEMBERS



2023

ANNUAL REPORT

FATIMA JINNAH DENTAL COLLEGE (FJDC)

EVENT & ACTIVITIES



FJDC celebrated Earth Day 2023, FOSTERING ENVIRONMENTAL AWARENESS AND INSPIRING OUR COMMUNITY TO TAKE ACTION FOR A GREENER PLANET.



2023

ANNUAL REPORT

FATIMA JINNAH DENTAL COLLEGE (FJDC)

EVENT & ACTIVITIES



FJDC CELEBRATED PINK FEST, RAISING AWARENESS FOR BREAST CANCER AND PROMOTING EARLY DETECTION AND PREVENTIVE CARE.

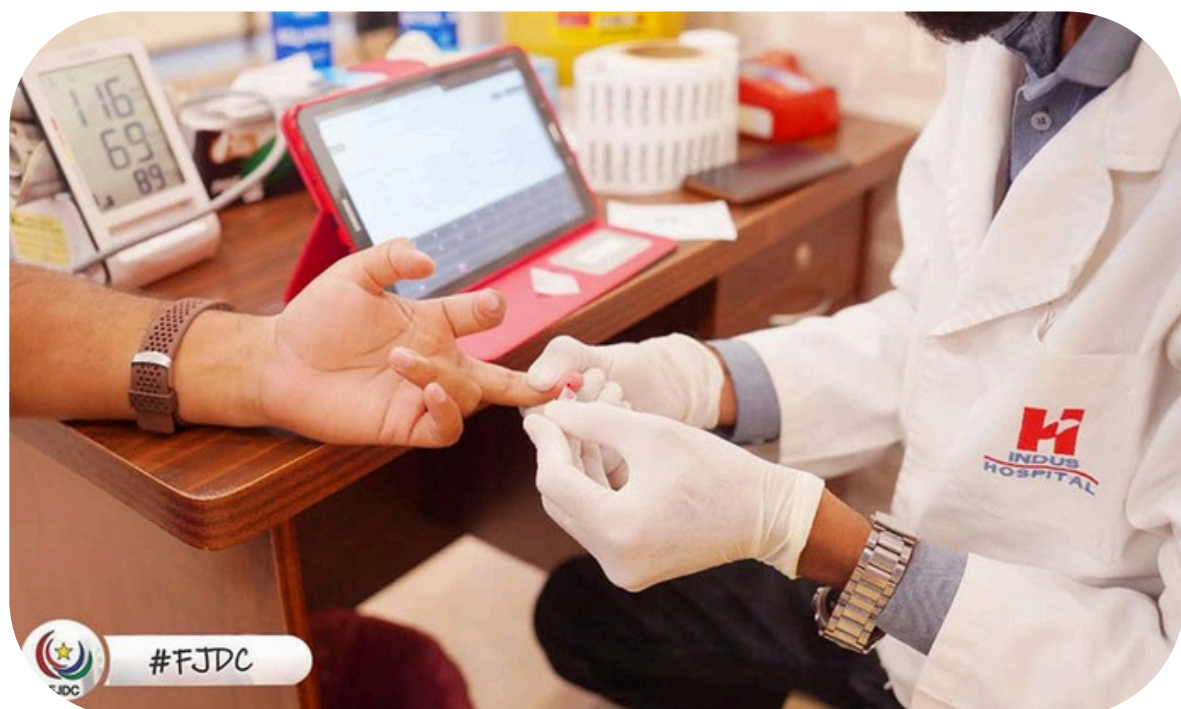


2023

ANNUAL REPORT

FATIMA JINNAH DENTAL COLLEGE (FJDC)

EVENT & ACTIVITIES



FJDC and ITH jointly organised a Blood Donor Camp, FOSTERING COMMUNITY SERVICE AND ENCOURAGING LIFE-SAVING DONATIONS.



2023

ANNUAL REPORT

FATIMA JINNAH DENTAL COLLEGE (FJDC)

EVENT & ACTIVITIES



**FJDC CELEBRATED
WORLD ORAL
HEALTH DAY,
PROMOTING ORAL
HYGIENE
AWARENESS AND
ENCOURAGING
HEALTHY HABITS
WITHIN THE
COMMUNITY.**



2023

ANNUAL REPORT

FATIMA JINNAH DENTAL COLLEGE (FJDC)

EVENT & ACTIVITIES



**FJDC STUDENTS
MARKED WORLD
ENVIRONMENT DAY
WITH A BEACH
CLEANING DRIVE,
PROMOTING
ENVIRONMENTAL
RESPONSIBILITY &
COMMUNITY
SERVICE.**



2023

ANNUAL REPORT

FATIMA JINNAH DENTAL COLLEGE (FJDC)

EVENT & ACTIVITIES



FJDC STUDENTS PARTICIPATED IN THE AKU SPORTS OLYMPIAD 2023, SHOWCASING TEAMWORK, SKILL, AND SPORTSMANSHIP.



2023

ANNUAL REPORT

FATIMA JINNAH DENTAL COLLEGE (FJDC)


FINANCIAL HIGHLIGHTS

FATIMA JINNAH DENTAL COLLEGE AND HOSPITAL TRUST
STATEMENT OF FINANCIAL POSITION
AS AT JUNE 30, 2023

	Note	2023 ----- Rupees -----	2022 ----- Rupees -----
ASSETS			
NON-CURRENT ASSETS			
Property and equipment	3	305,898,363	260,816,455
Long term deposits	4	937,699	577,699
		306,836,062	261,394,154
CURRENT ASSETS			
Fee receivable	5	17,293,068	28,239,347
Inventories - Dental and laboratory material	6	10,153,208	5,594,355
Short term investments	7	2,800,000	110,296,718
Profit receivable, loan, advances and prepayments	8	10,998,859	6,634,851
Cash and bank balances	9	152,599,633	25,182,475
		193,844,768	175,947,746
TOTAL ASSETS		500,680,830	437,341,900
FUND BALANCE AND LIABILITIES			
FUND BALANCE			
Accumulated surplus		207,392,755	168,511,693
Surplus on revaluation of property and equipment		116,329,360	119,318,354
		323,722,115	287,830,047
NON-CURRENT LIABILITIES			
Lease liabilities	12	22,044,965	-
CURRENT LIABILITIES			
Trade and other payables	10	14,474,537	31,438,895
Unearned fee income		133,349,697	111,025,616
Short term borrowing	11	-	7,047,342
Current portion of lease liabilities	12	7,089,516	-
		154,913,750	149,511,853
CONTINGENCIES AND COMMITMENTS	13		
TOTAL FUND BALANCE AND LIABILITIES		500,680,830	437,341,900

The annexed notes from 1 to 20 form an integral part of these financial statements.

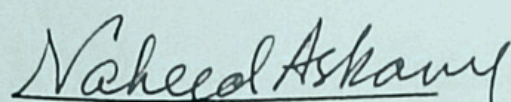

Trustee



Chief Executive Officer

FATIMA JINNAH DENTAL COLLEGE AND HOSPITAL TRUST
INCOME AND EXPENDITURE ACCOUNT
FOR THE YEAR ENDED JUNE 30, 2023

		2023	2022
		----- Rupees -----	
INCOME	Note		
Revenue			
Unrealised gain on investment classified as	14	349,083,777	284,059,324
"at fair value through income and expenditure account"	7.2	-	12,547
Other income	15	14,277,491	7,667,231
		363,361,268	291,739,101
EXPENSES			
Salaries, allowances and other benefits	16 & 18	187,068,663	159,846,900
Depreciation	3.1	25,014,529	14,292,167
Legal and professional		4,252,440	7,791,251
Repairs and maintenance		13,177,165	8,177,342
Travelling and conveyance		1,950,846	1,107,213
Entertainment		2,388,964	1,265,411
Utilities		12,650,713	9,490,059
Telephone expenses		445,842	468,715
Printing, stationary and postage		4,970,874	2,809,038
Rent		276,000	10,277,512
Janitorial expenses		6,350,608	6,207,884
Dental material and laboratory expenses		42,212,186	26,389,808
Advertising		426,624	449,958
Insurance		560,902	577,477
Security expenses		4,053,588	3,699,917
Convocation expenses and student activities		3,613,847	2,574,553
Examination expenses		294,000	138,000
Bank charges		89,438	223,771
IT and computer expenses		1,287,285	1,097,357
Diesel, oil and generator expenses		10,773,236	6,539,376
Auditor's remuneration	17	2,835,000	1,425,600
Provision for doubtful receivables	5	-	625,000
Donation		705,498	371,275
Finance cost		2,020,952	47,342
Miscellaneous expenses		50,000	25,000
		327,469,200	265,917,926
SURPLUS FOR THE YEAR		35,892,068	25,821,175
TAXATION	2.10	-	-
NET SURPLUS FOR THE YEAR		35,892,068	25,821,175

The annexed notes from 1 to 20 form an integral part of these financial statements.


Trustee


Chief Executive Officer